

2024

College of The Arts



Global Engagement Report



USF World
UNIVERSITY of SOUTH FLORIDA




Table of Contents

International Student Enrollment	4
Enrollment Totals	
Top Majors for International Students	
Countries of Origin	
International Scholars	5
Countries of Origin	
J-1 Scholar Types	
Education Abroad	6
Education Abroad Sponsored Travel	
Top Destinations for USF Education Abroad programming	
Student Demographics	
Virtual Global Learning	8
Virtual Programming	
Student Demographics	
Student Global Activities	9
Independent Student Travel	
Peace Corps Prep Student Participants	
Global Citizens Award Participants	
Global Scholarships	
Faculty Global Activities	10
Faculty Virtual Global Exchange Participation	
Faculty Fulbright Awards & Global Publication Summary	
Faculty International Travel	
Current International Partnerships	11

International Student Enrollment

2023-2024

International Student Totals as of Fall 2023

Undergraduate	Post Completion OPT
73	13
Graduate	Post Completion OPT
46	3

Top Countries of Origin

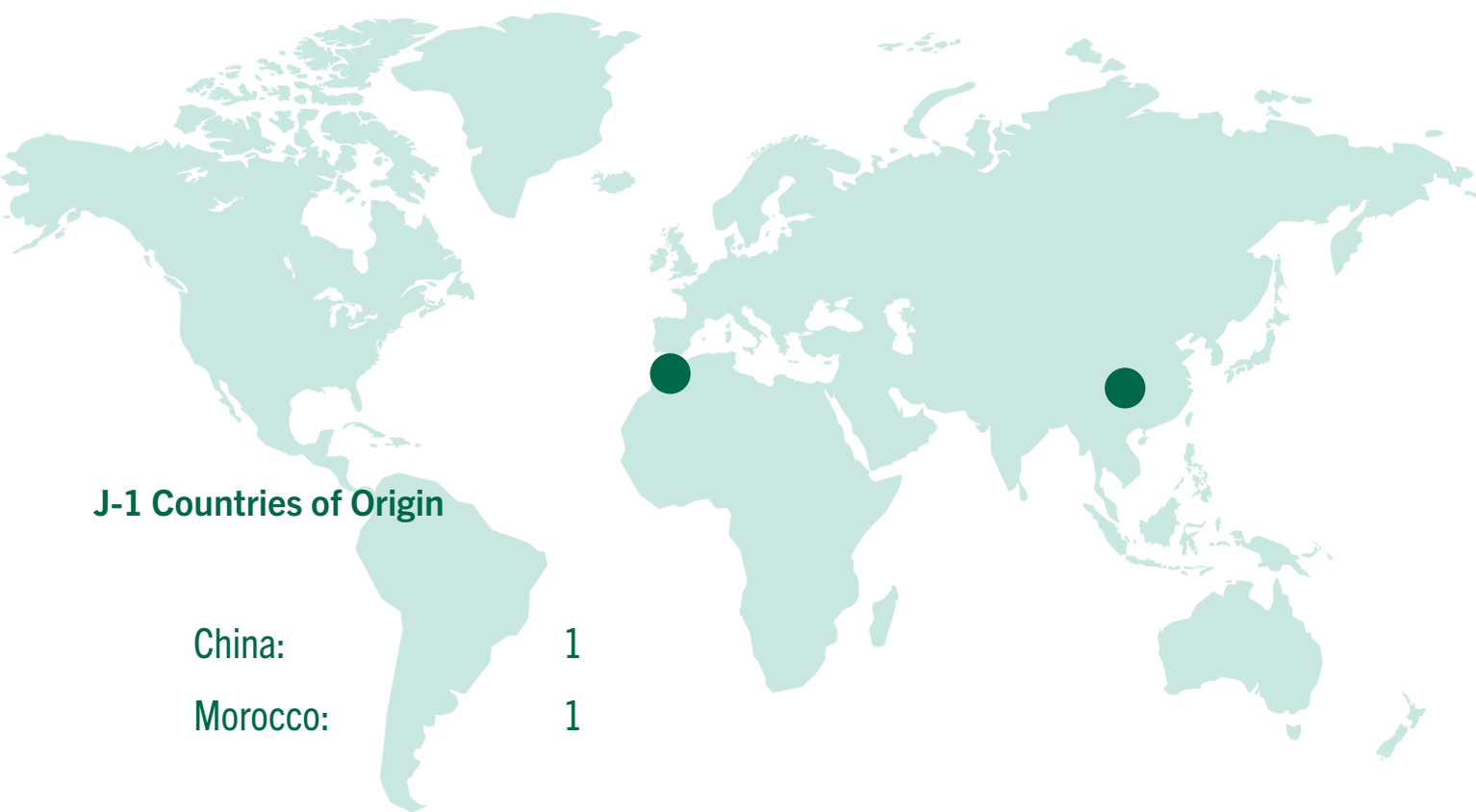
Undergraduate		Graduate	
	Brazil 9		China 12
	Venezuela 8		Peru 4
	Trinidad & Tobago 6		Venezuela 4
	Vietnam		

Majors for International Students

Top Undergraduate Majors		Top Graduate Majors	
Pre-Architecture	30	Music	21
Studio Art	19	Architecture	17
Graphic Arts	15	Art	5
Dance / Music Performance / Theatre	2	Urban & Community Design	3

International Scholars

2023-2024



J-1 Scholar Types

Research Scholar(s):	2
Professor(s):	---
Short-Term Scholar(s):	---
Specialist(s):	---
<hr style="border-top: 1px dashed #ccc;"/>	
Total J-1 Scholars:	2

Education Abroad

2021-2024

Education Abroad Sponsored Travel

Students traveling on *for-credit* USF Education Abroad programs, affiliated provider programs, and as exchange students with partner universities is summarized below. Independent, *for-credit* student travelers are also included in the immediate totals below.









	2021-2022	2022-2023	2023-2024
Total Students	44	125	106
Undergraduate	40	70	64
Graduate	4	55	42
First Generation	9	71	54

Program Type *

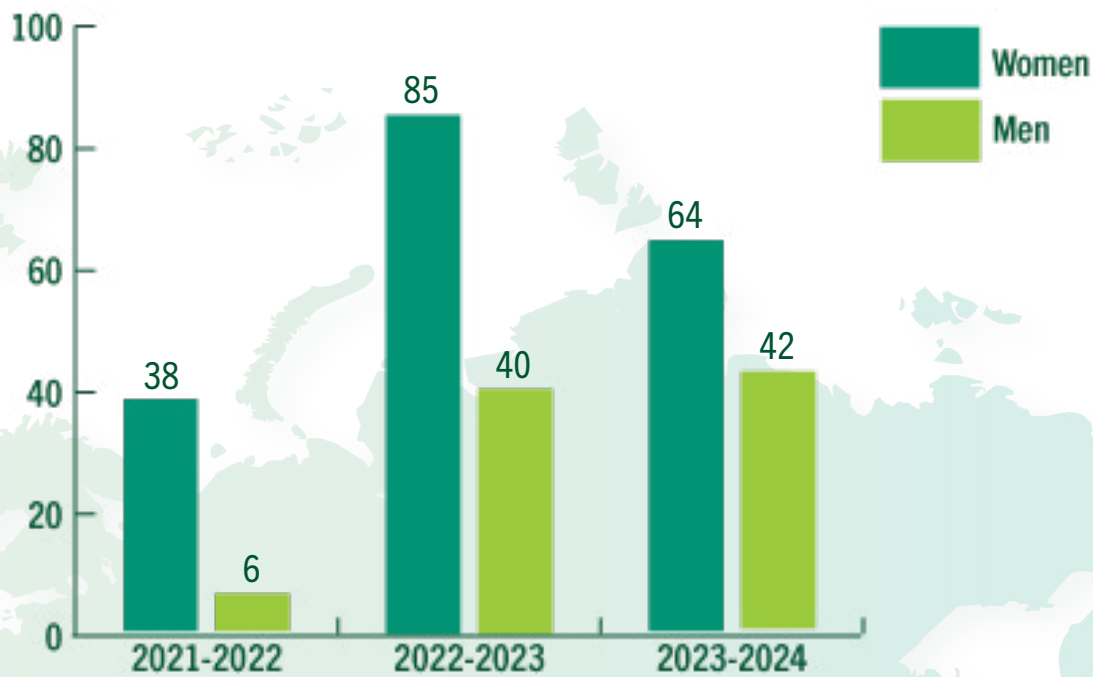
	2021-2022	2022-2023	2023-2024
Faculty-Led	8	51	42
Semester Exchange	---	1	2
Affiliate Providers	1	---	---

*Independent student travel is not reported in the "Program Type" numbers, and only for-credit experiences are reflected in the "Total Students" figures above. All independent student travel is reported on page 9.

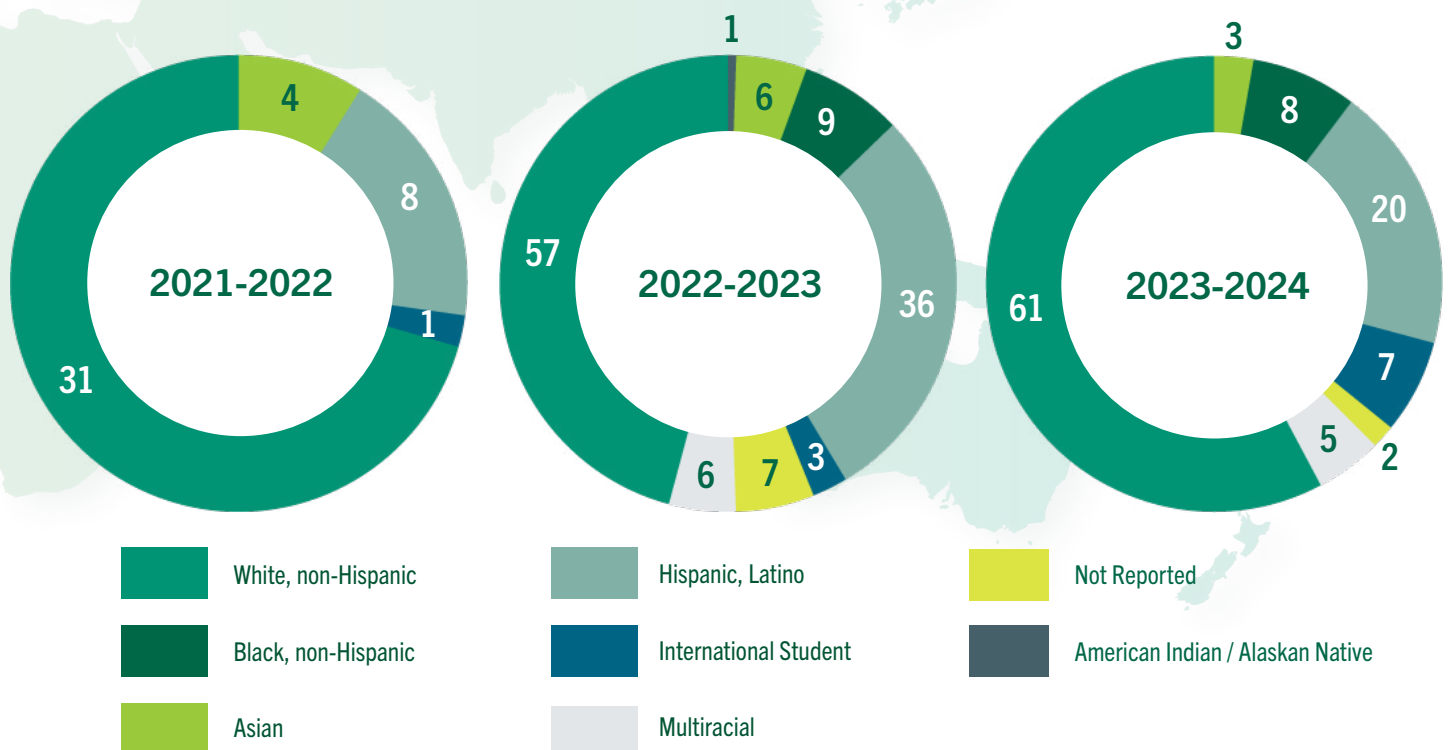
Top 3 Destinations for USF Education Abroad Programming

2021-2022	2022-2023	2023-2024
 France 31	 France 31	 France 33
 Italy 9	 Italy 22	 Italy 20
---	 Japan 15	 Japan 12

Student Gender



Student Race & Ethnicity



Virtual Global Learning

2021-2024

Virtual Programs

	2021-2022	2022-2023	2023-2024
USF Sponsored Virtual	---	---	---
Global Career Accelerator	22	9	2
Virtual Global Exchange	6	19	10

Student Race & Ethnicity

	2021-2022	2022-2023	2023-2024
White, non-Hispanic	9	11	11
Black, non-Hispanic	5	2	2
Asian	1	3	3
Hispanic, Latino	8	12	12
International Student	4	---	---
Unknown Race/Ethnicity	1	---	---

Student Gender

2021-2022	2022-2023	2023-2024
24 Women	18 Women	6 Women
4 Men	10 Men	6 Men

Total Participants	2021-2022	2022-2023	2023-2024
	Total: 28	Total: 28	Total: 12

Student Global Activities

2021-2024

Independent Student Travel

Undergraduate & Graduate students traveling independently for research, conference participation, community service, or internships. These students *may or may not* be included in the Study Abroad figures on page 6 depending on the credit-status of the experience.

	2021-2022	2022-2023	2023-2024
Individual Experiences	2	2	11
Group Experiences	1	71	51
Non-Affiliated Programs	---	---	---

Peace Corps Prep* 2023-2024

Participants

24



Peace Corps

**Peace Corps Prep participant numbers reflect a change in counting methodology and encompass all USF*

Global Citizens Award* 2023-2024

Participants

1



GLOBAL CITIZENS PROJECT

**The Global Citizens Project changed its name in 2022 to Global Citizens Award*

Global Scholarships

	2021-2022	2022-2023	2023-2024
Boren Awards	---	---	---
Fulbright Awards	---	---	1
Gilman International Awards	3	2	---

Faculty Global Activities

Faculty Virtual Global Exchange

Students Served

[10]

Faculty

Credit Courses

Non-Credit Course

*The bracketed number is total students from your college who attended VGE classes from *any* college/program.

Faculty Fulbright Awards

2022-2023

2023-2024

Jennifer Bugos | School of Music



Faculty International Publication Summary, 2019-2023

Name of School	# of International Collaborations	Total # of Publications	Top Country of Collaboration
Architecture & Community Design	---	---	---
Art & Art History	1	8	Italy
Music	5	27	Canada & China
Theatre & Dance	---	2	---

*Publication information from InCites, MyOrganization, 2019-2023

Faculty International Travel [By number of faculty]

	2021-2022	2022-2023	2023-2024
Business	13	16	25
Faculty-Staff with Students	4	10	7

Current International Partnerships

Country	Agreement Type	Partner(s)	Expiration	Status
---------	----------------	------------	------------	--------

South Korea	Student Exchange	Ewha Womans University	8/31/2023	Under Renewal
-------------	------------------	------------------------	-----------	---------------

Description:

This is a university-wide student exchange agreement sponsored by Education Abroad in USF World, the School of Music, and the College of The Arts.

Contact(s):

rene@usf.edu (Home Principal), slee@usf.edu (Home Secondary)


Turkey	General Collaboration Agreement	Cumhuriyet University	6/22/2025	Active
--------	---------------------------------	-----------------------	-----------	--------

Description:

This is a department-specific general collaboration agreement sponsored by the USF School of Music and the College of The Arts.

Contact(s):

fung@usf.edu (Home Principal)



USF World

usf.edu/world

in

